



Madison County, New York

Cancer Burden Profile, 2005

In 2005, the American Cancer Society estimates*

- ▶ 1,372,910 new cancer cases will be diagnosed in the U.S. - including **87,050** in New York
- ▶ 570,280 cancer deaths will occur in the U.S. - including **36,160** in New York

For Madison County Residents . . .

- ▶ 7 individuals are diagnosed with cancer *each week*
- ▶ 3 individuals die of cancer *each week*

The Burden in Madison County:

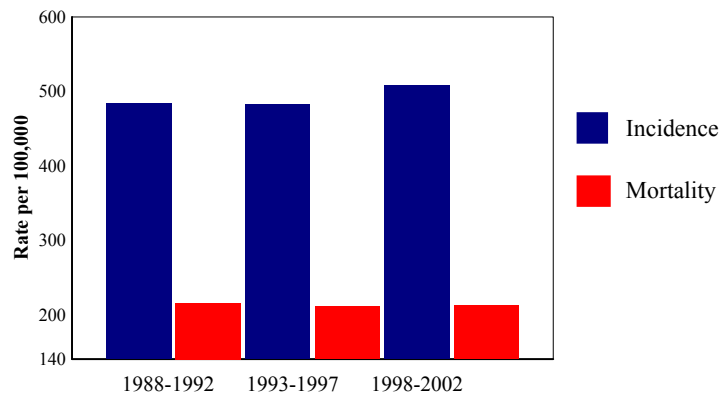
Annual incidence rates have **increased**:

- ▶ There were an average of 483.6 cases per 100,000 people per year in 1988-1992. This rate was 507.7 for 1998-2002
- ▶ The annual incidence rate has **increased** 5.0% since 1988-1992

Annual mortality rates have **decreased**:

- ▶ There were an average of 215.5 deaths per 100,000 people per year in 1988-1992. This rate was 212.3 for 1998-2002
- ▶ The annual mortality rate has **decreased** 1.5% since 1988-1992

Ave. Annual County Incidence & Mortality Rates, 1988-2002

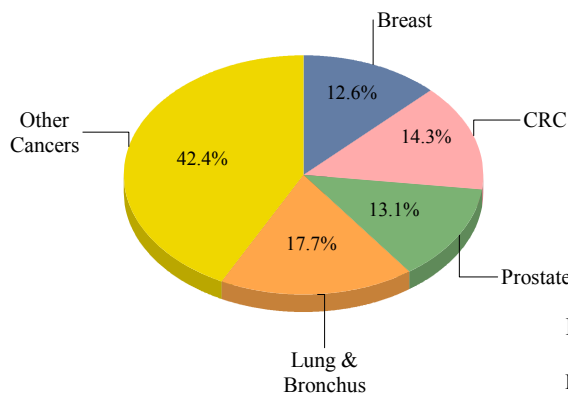


Source: NYS DOH, State Cancer Registry, May 2005

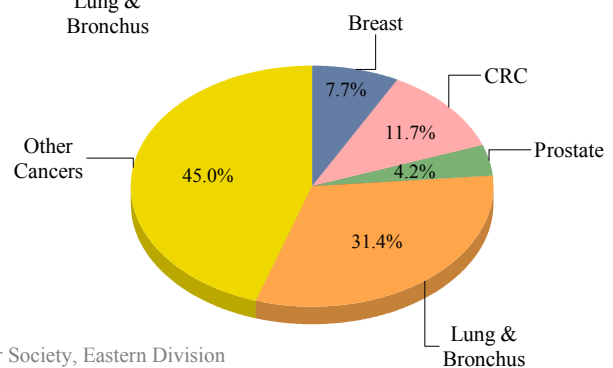
Four cancer sites represent **57.6%** of all cancer cases and **55.0%** of all cancer deaths in Madison County**:

- ▶ Lung & Bronchus Cancers account for **17.7%** of all cancer cases and **31.4%** of all cancer deaths. This disproportionate mortality highlights the crucial need for prevention & cessation of tobacco use
- ▶ Prostate Cancer accounts for **13.1%** of all cancer cases and **4.2%** of cancer deaths
- ▶ Female Breast Cancer accounts for **12.6%** of cancer cases and **7.7%** of cancer deaths
- ▶ Colorectal Cancer accounts for **14.3%** of cancer cases and **11.7%** of cancer deaths. This reflects the much lower screening & early detection rates for this cancer type

Percent of All Cases[^]



Percent of All Deaths[^]



* American Cancer Society, Cancer Facts & Figures, 2005
 ** Estimate based on average annual cases and deaths, NYS DOH, State Cancer Registry: 1998-2002
[^]Numbers may not add to 100% due to rounding


Madison County Demographic Data		
	County	NY
Total Population (2003)	70,182	19,212,425
Population Density (people / sq. mile. 2003)	107	407
Percent Population Age 65+ (2003)	12.6%	12.9%
Percent Population in Poverty (2002)	9.7%	13.9%
Median Household Income (2002)	\$40,018	\$ 42,765
Less than H.S. Diploma (% of 25+ pop., 2000)	16.7%	20.9%
Source: U.S. Census Bureau, U.S. Bureau of Econ. Analysis		

Madison County Yearly Cases & Deaths, 1998-2002				
Cancer Site	Cases		Deaths	
	Male	Female	Male	Female
All Sites	184	173	78	69
Lung & Bronchus	35	28	27	20
Colorectal	24	27	9	8
Female Breast	N/A	45	N/A	11
Prostate	47	N/A	6	N/A
Source: NYS DOH, State Cancer Registry, May 2005, Annual Ave.				

Average Annual Incidence & Mortality Rates*: 1998-2002, All Races					
All Cancers**			Lung & Bronchus		
	Incidence Rates		Mortality Rates		
	Male	Female	Male	Female	
NYS	574.0	433.6	232.3	164.2	
Madison	583.7	454.3	264.6	177.9	
Colorectal			Prostate		
	Incidence Rates		Mortality Rates		
	Male	Female	Male	Female	
NYS	72.0	52.9	26.2	18.4	
Madison	82.0	68.0	32.8	19.5	
Female Breast			Melanoma of the Skin		
	Incidence Rates		Mortality Rates		
	Male	Female	Male	Female	
NYS	N/A	130.1	N/A	27.7	
Madison	N/A	118.7	N/A	29.2	
*Rates are per 100,000 persons age-adjusted to the 2000 U.S. standard population.					
** Includes all malignant cancers					
Source: New York State Department of Health, State Cancer Registry, May, 2005.					

Local American Cancer Society Office

6725 Lyons St.
 East Syracuse, NY 13057
 Phone 1-800-ACS-2345 or www.cancer.org



Madison County Percent Diagnosed at Early Stage, 1998-2002		
The best survival rates occur for those who are diagnosed with early stage disease.		
Cancer Site	County	NY
Colorectal-Male	47.2%	41.2%
Colorectal-Female	46.6%	38.9%
Female Breast	75.9%	65.7%
Prostate	90.4%	87.6%
Source: NYS DOH, State Cancer Registry, May 2005		