



Madison County, New York

Cancer Burden Profile, 2006

In 2006, the American Cancer Society estimates*

1,399,790 new cancer cases will be diagnosed in the U.S. - including 88,230 in New York
 564,830 cancer deaths will occur in the U.S. - including 35,600 in New York

For Madison County residents:

- >7 individuals are diagnosed with cancer *each week*
- >3 individuals die from cancer *each week*

The Burden in Madison County:

Annual incidence rates have increased:

>There were an average of 487.1 cases per 100,000 people per year in 1989-1993. This rate was 506.8 for 1999-2003

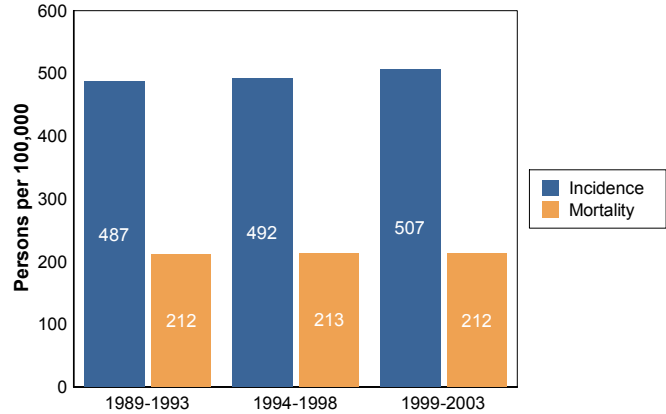
> The annual incidence rate has increased 4.0% since 1989-1993

Annual mortality rates have increased:

>There were an average of 211.7 deaths per 100,000 people per year in 1989-1993. This rate was 212.4 for 1999-2003

> The annual mortality rate has increased 0.3% since 1989-1993

Incidence & Mortality Rates 1989-2003



Note: Rates are per 100,000, age-adjusted to the 2000 US Standard Population
 Source: NYS DOH, 2006

Four cancer sites represent 58.8% of all new cases and 54.1% of all new deaths in Madison County**:

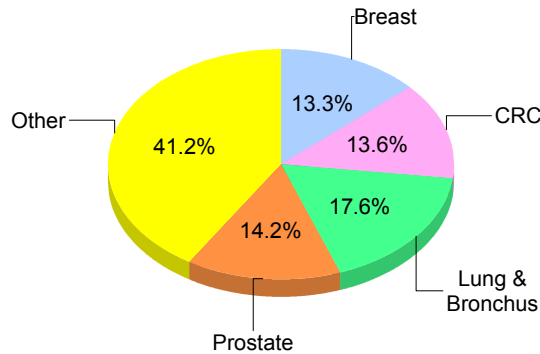
Lung & bronchus cancers account for 17.6% of all cancer cases and 31.2% of all cancer deaths. This disproportionate mortality highlights the crucial need for prevention & cessation of tobacco use

Prostate cancer accounts for 14.2% of all cancer cases and 4.3% of all cancer deaths

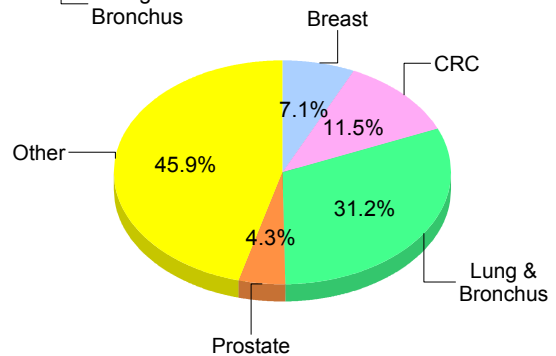
Female breast cancer accounts for 13.3% of all cancer cases and 7.1% of all cancer deaths

Colorectal cancer accounts for 13.6% of all cancer cases and 11.5% of all cancers deaths. This reflects the lower screening & early detection rates for this cancer

Percent All Cases[^]



Percent All Deaths[^]



* American Cancer Society, Cancer Facts & Figures, 2006
 ** Estimate based on average annual cases and deaths 1999-2003, NYS DOH, State Cancer Registry, 2006

Madison County Demographics		
	Madison	NYS excl. NYC
Total Population (2005)	70,337	11,111,433
Population Density (people / sq. mile. 2005)	107	237
Percent Population Age 50+ (2005)	31.0%	31.9%
Percent Population in Poverty (2003)	10.4%	14.3%
Median Household Income (2003)	\$ 40,089	\$ 44,139
Less than H.S. Diploma (% of 25+ pop., 2000)	16.7%	20.9%

Source: U.S. Census Bureau, U.S. Bureau of Econ. Analysis


Madison County Yearly Cases & Deaths, 1999-2003				
Cancer Site	Cases		Deaths	
	Male	Female	Male	Female
All Sites	186	175	79	71
Lung & Bronchus	36	28	27	20
Colorectal	23	26	8	9
Female Breast	n/a	48	n/a	11
Prostate	51	n/a	6	n/a

Source: NYS DOH, State Cancer Registry, 2006

Madison County Average Annual Incidence & Mortality Rates*: 1999-2003, All Races					
All Cancers (All malignant cancers)			Lung & Bronchus		
	Incidence Rates		Mortality Rates		
	Male	Female	Male	Female	
NYS excl. NYC	593.2	451.9	238.3	170.7	
Madison	577.8	455.3	262.9	179.6	
Colorectal			Prostate		
	Incidence Rates		Mortality Rates		
	Male	Female	Male	Female	
NYS excl. NYC	70.0	51.8	25.8	18.0	
Madison	77.8	64.8	29.2	21.9	
Female Breast			Melanoma of the Skin		
	Incidence Rates		Mortality Rates		
	Male	Female	Male	Female	
NYS excl. NYC	n/a	136.3	n/a	27.1	
Madison	n/a	126.7	n/a	26.4	
* Rates are per 100,000 persons age-adjusted to the 2000 U.S. standard population. # Rate is suppressed when fewer than 5 cases or deaths to ensure statistical reliability Source: NYS DOH, State Cancer Registry, 2006					

Local American Cancer Society Office

6725 Lyons Street
 Syracuse, NY 13057
 Phone 1-800-ACS-2345 or www.cancer.org



Madison County Percent Diagnosed at Early Stage, 1999-2003		
The best survival rates occur for those who are diagnosed with early stage disease.		
Cancer Site	Madison	NYS excl. NYC
Colorectal-Male	52.0%	43.6%
Colorectal-Female	49.1%	41.6%
Female Breast	75.0%	66.9%
Prostate	90.0%	88.6%

Source: NYS DOH, State Cancer Registry, 2006