

**Disease Surveillance & Risk Report**

No Report

No Activity

Sporadic

Local

Regional

Widespread

Severe

**Madison County Flu Activity, Wk ending Feb. 27, 2010**

**Flu Activity: Sporadic**

- Lab-confirmed flu: No flu reported
- County workforce: No flu-like illness
- Colleges, Schools & Daycare Providers: Low to no flu-like illness
- Healthcare Providers: No increase in flu-like illness reported
- Flu-Associated Death: No reports
- New York State Hospital Report (HERDS): No flu-related admissions reported



**Madison County Weekly Flu Risk**

Jan. 30	Feb. 06	Feb. 13	Feb. 20	Feb. 27
---------	---------	---------	---------	---------

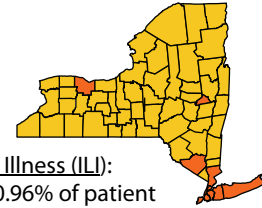
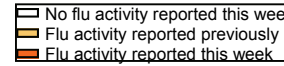
**Diabetes is Common, Disabling, and Deadly**

- In Madison County, the hospitalization rate related to diabetes in 2004-06 was 8.2 per 10,000 population. In 2008, the percentage of the adult population ever diagnosed with diabetes was 6.2% (or 4,325 people) in Madison County.
- 23.6 million people in the United States (or 7.8%) of the total population is estimated to have diabetes. If current trends continue, 1 in 3 Americans will develop diabetes sometime in their lifetime, and those with diabetes will lose, on average, 10-15 years of life.
- *Diabetes is the 2nd most common underlying condition associated with 2009 H1N1 flu hospitalizations, accounting for 23% of those hospitalizations in adults.*

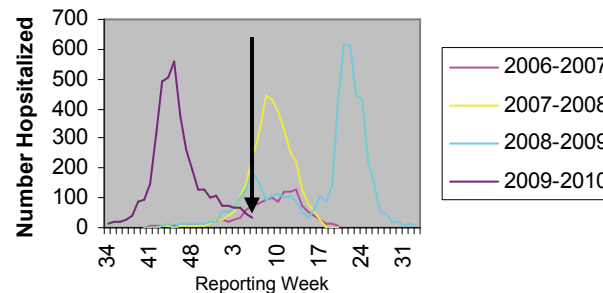
**NYS Flu Activity, Week ending Feb. 20, 2010\***

**Flu Activity: Sporadic**

- Lab-Confirmed Flu: 11 counties (including New York City, NYC) reported.
- Nosocomial Flu Activity: Nassau County reported.
- Doctors' Office Visits for Flu-Like Illness (ILI): For the week ending Feb. 13th, 0.96% of patient visits to a select group of doctors (sentinel ILINet providers) outside of NYC reported complaints of illness consistent with flu; this is **below** the 2.3% regional baseline.
- Flu-Associated Pediatric Deaths: No reports.



**Table: Hospitalized Flu Patients, Current and Prior Flu Seasons**



**New York State Weekly Flu Risk**

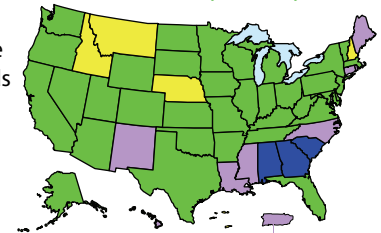
Jan. 23	Jan. 30	Feb. 06	Feb. 13	Feb. 20
---------	---------	---------	---------	---------

**US Flu Activity, Week ending Feb. 20, 2010\***

**Flu Activity: Sporadic**

**Week 7, Flu Geographic Spread Summary:**

- No states reported widespread activity
- Three states reported regional activity
- Eight states & Puerto Rico reported local activity
- 35 states & the District of Columbia reported sporadic activity
- Four states & the U.S. Virgin Islands reported no activity



**Surveillance:**

- 1.8% of outpatient illness visits reported through the U.S. ILI Network were due to flu-like illness (ILI); this is **below** the 2.3% national baseline; regionally ILI visits ranged from 0.8% to 2.8%; Three of the 10 surveillance regions reported visits for ILI **above** their region-specific baseline levels.
- 7.4% of all deaths reported through the 122-cities mortality reporting system were due to pneumonia and flu; this is **below** the epidemic threshold of 7.9% for week 7.
- Three flu-associated pediatric deaths reported.

**National Weekly Flu Risk**

Jan. 23	Jan. 30	Feb. 06	Feb. 13	Feb. 20
---------	---------	---------	---------	---------

**Madison County Communicable Disease Updates, Week ending February 27, 2010**

- Communicable Diseases Reported to the Health Department: (4) Chlamydia and (1) Hepatitis C
- Emergency Room Daily Surveillance: Gastrointestinal illness reported (less than in prior weeks) and also strep throat
- Syndromic Surveillance Data Chief Complaints to Emergency Departments: Mild to moderate sensitivity for hypothermia
- Medicaid Over-the-Counter & Script Medication Surveillance Alerts: No signals reported
- Healthcare Providers: Upper respiratory infections, ear infections, a few scattered cases of strep throat, and a decrease in gastrointestinal illness reported
- College Health Centers: *Cazenovia College*-reported a healthy campus; *Colgate University*-reported a decrease in gastrointestinal illness from prior weeks, some mononucleosis (mono), strep throat, and pink eye; and *Morrisville State College*-reported a healthy campus; *Utica School of Commerce* reported a decrease in gastrointestinal illness from the previous week